

///ADVENT®

MWCV12BK

Built-in Convection Microwave



KEY FEATURES:

- One-touch electronic controls with digital display let you quickly and easily adjust cook times, cook settings, power levels, digital clock and timer
- Grill and convection combination
- 1.1 cu.ft capacity
- 1000 watts of cooking power and 10 adjustable power levels let you boil, reheat, defrost and more
- 8 pre-programmed one-touch digital cook settings for popcorn, pizza, frozen entrees or beverages
- Glass turntable rotates foods to provide even cooking
- Easy-access door
- Stainless steel cavity
- One-piece trim kit
- UL/CUL listed
- Overall dimensions without trim kit: 21-1/4"W x 12-5/8"H x 15-13/15"D
- Overall dimensions with trim kit: 24-1/4"W x 18-1/8"H x 17-1/8"D includes air-guides and handle
- Recommended cutout size: 22-3/8"W x 17"H x 16-3/4"

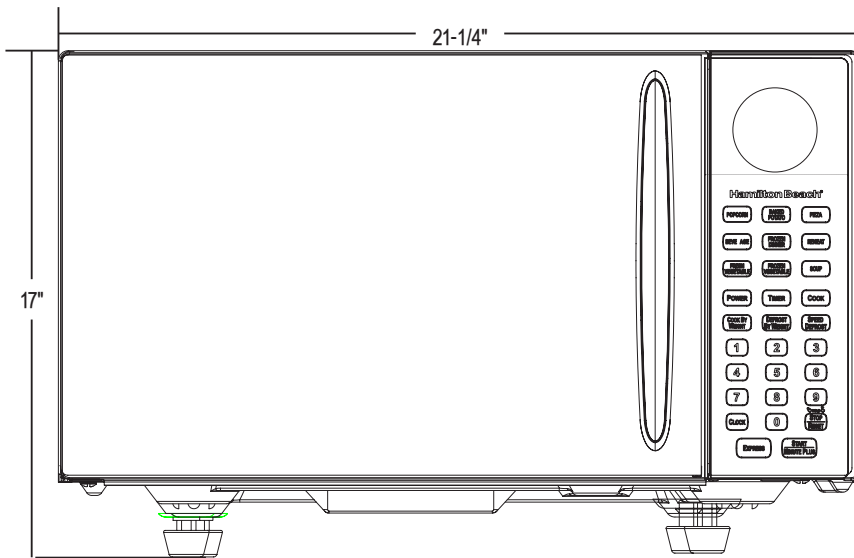
Features and specifications subject to change without notice.

ASAElectronics
THE MOBILE ELECTRONICS COMPANY SINCE 1977
2602 Marina Drive • Elkhart, IN 46514
www.asaelectronics.com

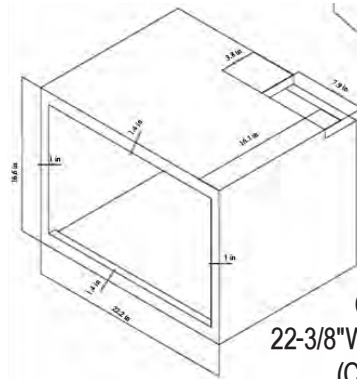
ADVENT®

MWCV12BK


Built-in Convection Microwave



Overall dimensions without trim kit: 21-1/4"W x 17"H x 18-1/2"D
includes top and rear air guides and handle



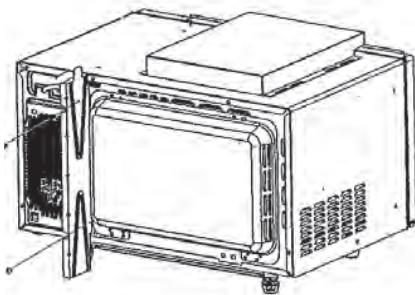
Cabinet dimensions
22-3/8"W x 17"H x 16-3/4"D
(Critical)



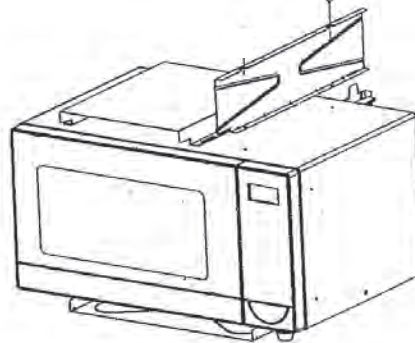
Overall dimensions with trim kit:
24-1/4"W x 18-1/8"H x 18-1/2"D

INSTALLATION PROCESS:

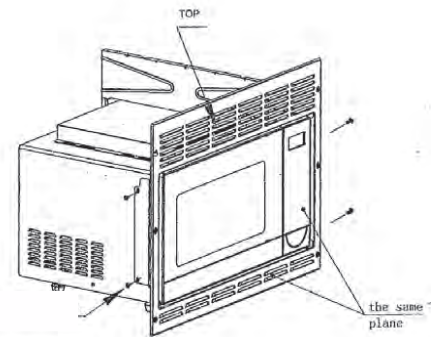
Air Guide



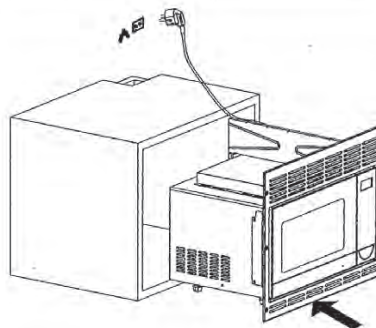
Step 1: Install the top air guide.



Step 2: Install trim kits.



Step 3: Fix the trim kits onto unit.



Step 4: Installation done.