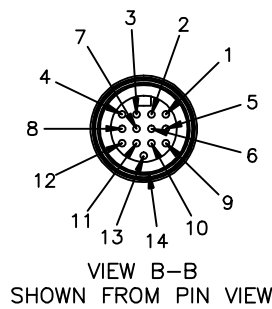
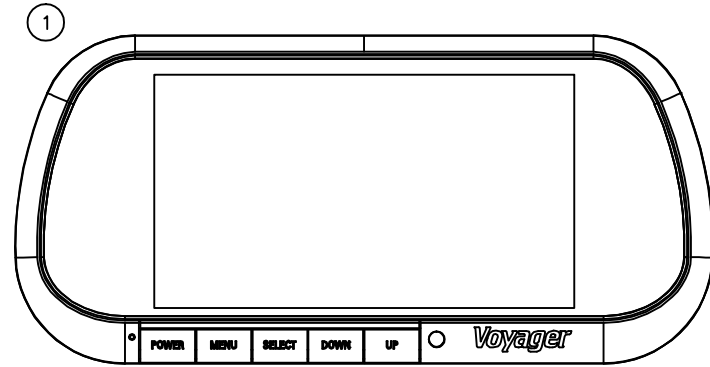
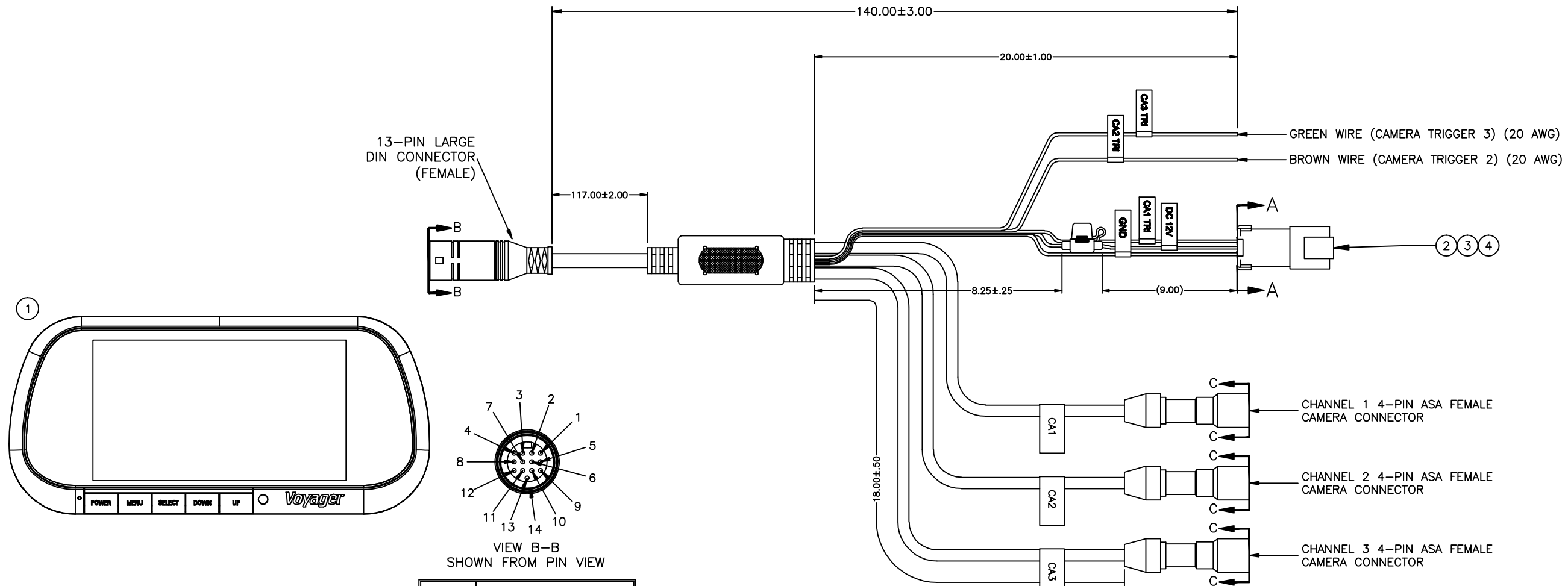


SOLID Y

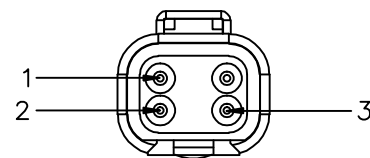
NOTES:

1) LABEL TO HAVE PART#, REV LVL, AND BUILD DATE

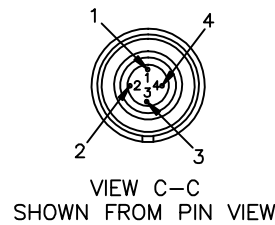
DESIGN REVISIONS			
REV	DATE	REVISION HISTORY	ECO#
A	07/21/20	ORIGINAL	



PIN NO.	DESCRIPTION
1	CAMERA 1 VIDEO
2	CAMERA 1 +12V POWER
3	+12V POWER
4	CAMERA 2 +12V POWER
5	CAMERA 3 +12V POWER
6	CAMERA 3 AUDIO
7	CAMERA 2 VIDEO
8	CAMERA 2 TRIGGER
9	CAMERA 3 TRIGGER
10	CAMERA 1 TRIGGER
11	CAMERA 3 VIDEO
12	CAMERA 1 AUDIO
13	CAMERA 2 AUDIO
14	SYSTEM GROUND



PIN NO.	WIRE COLOR	DESCRIPTION
1	RED	+12V ACC
2	BLACK	-12V GND
3	BLUE	CAM 1 TRIGGER
4	N/A	PLUG



PIN NO.	WIRE COLOR	DESCRIPTION
1	CLEAR	VIDEO
2	WHITE	AUDIO
3	BLACK	GROUND
4	RED	+12V POWER

ITEM NO.	PART NUMBER	DESCRIPTION	QTY
6	1324831T	LABEL 2 X 4	1
5	33000014	PLUG, SEAL DEUTSCH	1
4	34000017	DEUTSCH TERM S/FP 16-18	3
3	33000046	WEDGELOCK, DEUTSCH W4P	1
2	33000045	DEUTSCH, CONNECTOR DT04-4P	1
1	VOM74MM	MONITOR, 7IN MIRROR W- 3 CAMERA MULTIVIEW	1

TOLERANCES (UNLESS OTHERWISE SPECIFIED) PART #:  
 DECIMALS .X ±.060 DECIMALS .XXX ±.010  
 DECIMALS .XX ±.030 ANGLES ±1°  
 ALL DIMENSIONS ARE IN INCHES, UNLESS OTHERWISE SPECIFIED.

**VOM74MMFL**

DESCRIPTION: VOM74MM FOR FRITO LAY

THIRD ANGLE PROJECTION SCALE: N/A SHEET: 1 OF 1 ORIGIN DATE: 07/21/20 DRAWN BY: Z.SIMMONS

Confidential: This drawing and the information contained within are the intellectual property of ASA. This drawing may not be reproduced or distributed without the written authorization of ASA.

**asa ELECTRONICS** 2602 Marina Drive Elkhart, IN 46514 www.asaelectronics.com

REV	DATE-BY	MECHANICAL ENG.	PRODUCT ENG.	REVISION	CHANGE DESCRIPTION	EDR#
1	07/21/20-ZS			REVISION A		VOM74MMFL-A-1

DOCUMENT REVISIONS